




AMERICAN POWER CONVERSION

Matrix-UPS™ PDU

MXA Series

Power Distribution Unit



User's Manual

1. Installation



CAUTION!

The MXA series of external PDUs are intended as an accessory of the APC Matrix UPS product family only. It is not intended to be powered from any other source.

ATTENTION!

La série des produits Matrix UPS d'American Power Conversion, et exclusivement. Ils ne sont pas prévus pour être alimentés par toute autre source électrique.

The MXA series Power Distribution Unit (PDU) allows connection of loads using wiring devices not provided on the standard Matrix UPS Isolation Unit. MXA series PDUs are equipped with either an L14-30 plug or an L6-30 plug, depending on the type of receptacles installed in the PDU and the voltages supported.

To install the PDU, simply plug the PDU's twist-lock plug into the appropriate Isolation Unit receptacle. The twist-lock plug connector is pushed into the mating receptacle and turned clockwise to lock.

2. Recommendations for PDUs with 120 Vac Outputs

MXA series PDUs that provide nominal 120 Vac outputs take power from the Isolation Unit's L14-30R receptacle through two output wires protected by a single two-pole circuit breaker. Because it is possible to plug a disproportionate amount of loads into PDU receptacles fed by only one of the two output wires, it is possible to trip the Isolation Unit's L14-30R output circuit breaker, even with loads totalling less than rated capacity. Although the circuit breaker is sized to operate under moderate to heavy load imbalance conditions, it is recommended that the installer attempt to distribute loads evenly between the output wires to eliminate this possibility. To do this, follow the below listed recommendations.

Recommendation 1: Where applicable, avoid plugging more than one 120 Vac load into any PDU duplex receptacle until all PDU duplex receptacles are loaded with at least one plug.

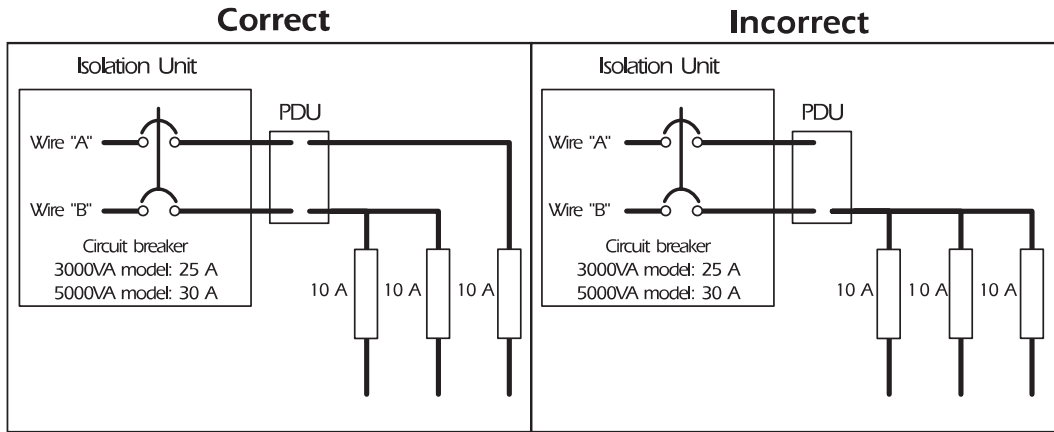


Figure 2.1 - Load balancing example.

Recommendation 2: The PDU receptacles are laid out such that adjacent receptacles are supplied power from different wires. To help balance the load between wires, plug large loads into adjacent receptacles (i.e., instead of every-other receptacle).

3. Receptacle Reference Chart

This chart may be used as a reference when identifying straight-blade and twist lock receptacles. The MXA series of PDUs does not support all of these receptacle types. Note that the charts only show receptacles. The mating plugs are seen as the mirror image of these illustrations.

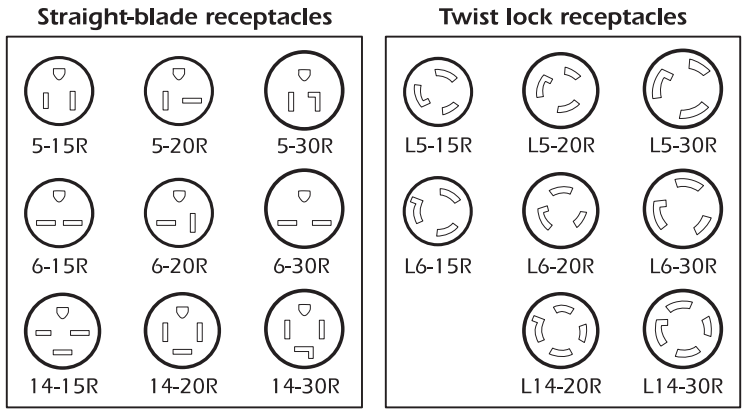
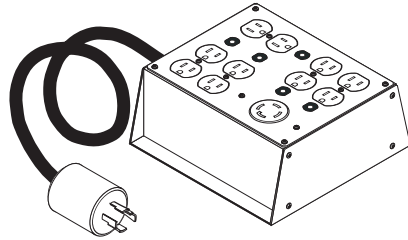


Figure 3.1 - Chart for straight-blade and twist lock receptacles.

4. Model Reference Chart

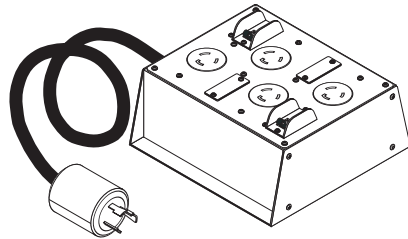
MXA101

Plug L14-30P
Receptacles 5-15R (10)
L14-30R (1)



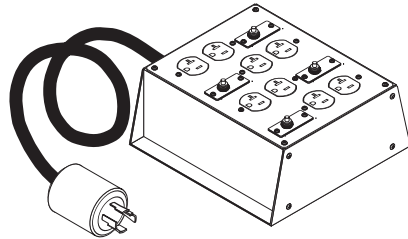
MXA102

Plug L6-30P
Receptacles L6-20R (4)



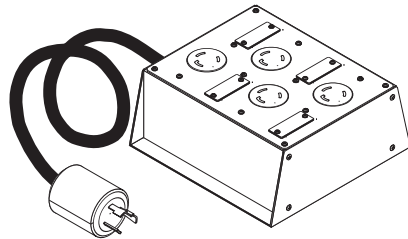
MXA103

Plug L14-30P
Receptacles 5-20R (8)



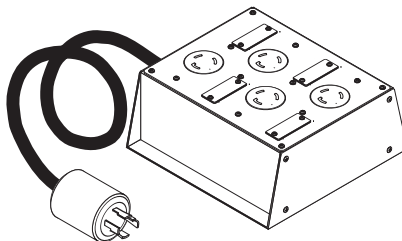
MXA104

Plug L6-30P
Receptacles L6-30R (4)



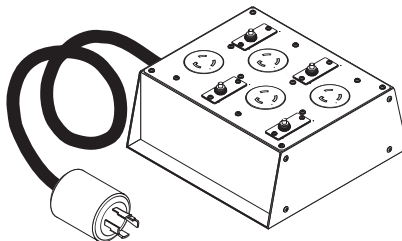
MXA105

Plug L14-30P
Receptacles L5-30R (4)



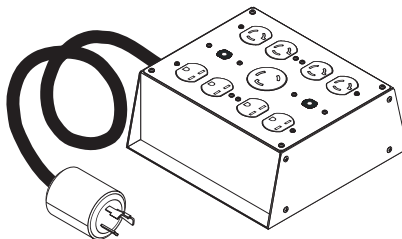
MXA106

Plug L14-30P
Receptacles L5-20R (4)



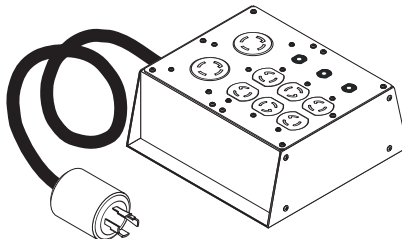
MXA107

Plug L6-30P
Receptacles 6-15R (4)
L6-15R (4)
L6-30R (1)



MXA108

Plug L14-30P
Receptacles L5-15R (6)
L14-30R (2)



Limited Warranty

American Power Conversion (APC) warrants its products to be free from defects in materials and workmanship for a period of two years from the date of purchase. Its obligation under this warranty is limited to repairing or replacing, at its own sole option, any such defective products. To obtain service under warranty you must obtain a Returned Material Authorization (RMA) number from APC or an APC service center. Products must be returned to APC or an APC service center with transportation charges prepaid and must be accompanied by a brief description of the problem encountered and proof of date and place of purchase. This warranty does not apply to equipment which has been damaged by accident, negligence, or misapplication or has been altered or modified in any way. This warranty applies only to the original purchaser who must have properly registered the product within 10 days of purchase.

EXCEPT AS PROVIDED HEREIN, AMERICAN POWER CONVERSION MAKES NO WARRANTIES, EXPRESS OR IMPLIED, INCLUDING WARRANTIES OF MERCHANTABILITY AND FITNESS FOR A PARTICULAR PURPOSE. Some states do not permit limitation or exclusion of implied warranties; therefore, the aforesaid limitation(s) or exclusion(s) may not apply to the purchaser.

EXCEPT AS PROVIDED ABOVE, IN NO EVENT WILL APC BE LIABLE FOR DIRECT, INDIRECT, SPECIAL, INCIDENTAL, OR CONSEQUENTIAL DAMAGES ARISING OUT OF THE USE OF THIS PRODUCT, EVEN IF ADVISED OF THE POSSIBILITY OF SUCH DAMAGE. Specifically, APC is not liable for any costs, such as lost profits or revenue, loss of equipment, loss of use of equipment, loss of software, loss of data, costs of substitutes, claims by third parties, or otherwise. This warranty gives you specific legal rights and you may also have other rights which vary from state to state.

Customer Service

Note: Before calling the Customer Service telephone number, please have available the PDU's model and serial numbers (see bar-coded labels).

Toll free technical support:

United States and Canada 1-800-800-4272

Ireland 1-800-702000

U. K. 0800-132990

In areas without toll free numbers, call:

+1 401 789 5735 (USA) or

+353 91 702020 (Ireland)

Return shipment addresses:

American Power Conversion Corporation

132 Fairgrounds Road

P. O. Box 278

West Kingston, Rhode Island 02892

USA

American Power Conversion Corporation

(A. P. C.) b. v.

Ballybritt Business Park

Galway

Ireland

Entire contents copyright © 1993, 1995, 1996 American Power Conversion (APC). All rights reserved; reproduction in whole or in part without permission is prohibited. Matrix-UPS is a trademark of APC. All other trademarks are the property of their respective owners.